

Making Curtains for Arched Windows

...using Rufflette's Press 'n' Drape range

Working out **fabric** requirements:

1. Measure dimensions A & B of Arch


(e.g A = **60cm** & B = **137cm**)

2. To find the circumference of the arch, multiply A by 3.142

(e.g A = 60cm x 3.142 = 188.52, rounded up = **189cm**)

3. Multiply the result of step 2 by the required fullness of your chosen curtain tape.

(e.g Press 'n' Drape pencil pleat has a fullness of 2.5 so 189 x 2.5 = 472.5, rounded up = **473cm**)



This figure is the required fabric width.

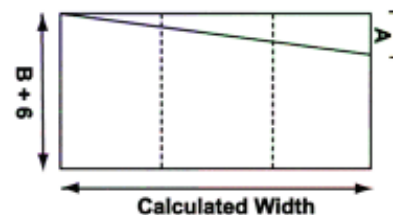
Calculating your **arch**:

4. Allowing enough fabric for the side hems (we advise approx. 4cm for each side), join widths together.

Allow an extra 6" (approx) of fabric on dimension B - this is to ensure that the bottom of your curtain can be adjusted to give a horizontal hem.

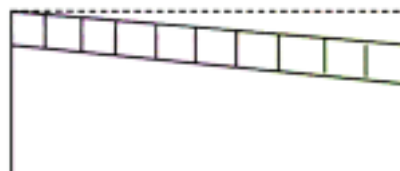
5. With the back of the fabric facing, measure down the edge of distance A.

6. Join the top corner and this point with a straight line.



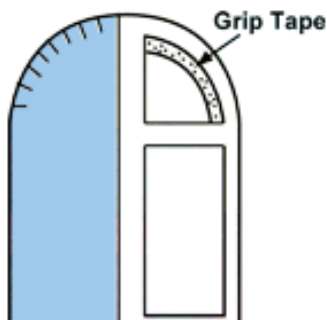
7. Hem the sides of the fabric and trim the top close to the line. Then sew a Rufflette Press 'n' Drape heading tape (either pencil pleat, mini pleat or net pleat) to the fabric following the sewing line as you would with a usual curtain.

Tip - Make sure that the first pleat is vertical and that the raised loops on the tape are at the edge.



Fixing Press 'n' Drape **Grip** tape:

8. Affix Rufflette Grip tape to the window frame as close to the inside edge as possible



9. Pleat tape and affix it to the Grip tape using the edge of the frame as a guide

10. Once you are happy with the position of the pleats, mark the bottom of the fabric to give it a horizontal hem.

11. Remove from the window and sew the hem in the correct position and re-affix to the Grip tape.

These instructions and the examples shown are only intended as a rough guide. Measurements may vary.

Contact us:

If you experience any problems while using these instructions or making your curtains do not hesitate to contact our Customer Services Dept. (via any of the methods below) who will be happy to help you out.

Rufflette Limited Tel no. 0161 998 1811
 Sharston Road Fax no. 0161 945 9468
 Wythenshawe Email. customer-care@rufflette.com
 Manchester
 M22 4TH